

ELIZABETH LINE DELIVERY GROUP

CROSSRAIL PROGRAMME PROGRESS

Period 05, 2021/22 (*25 July 2021 – 21 August 2021*)

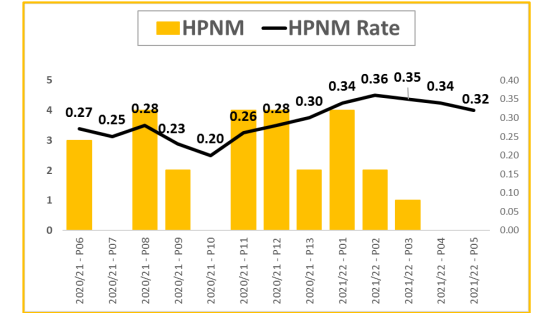
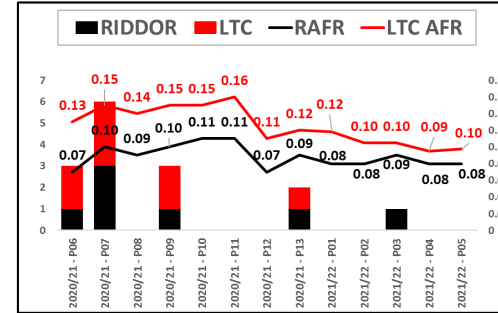
Health & Safety Core slides

HEALTH & SAFETY

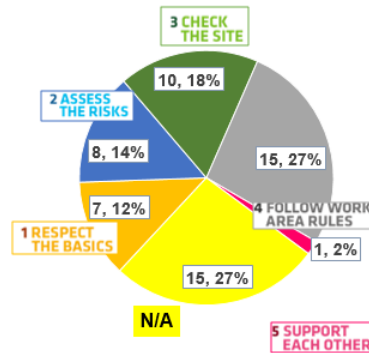
Performance – Incidents

Incident	P06	P07	P08	P09	P10	P11	P12	P13	P01 21/22	P02	P03	P04	P05	Trend
RIDDOR	1	3	0	1	0	0	0	1	0	0	1	0	0	↓
Lost Time Case	2	3	0	2	0	0	0	1	0	0	0	0	0	↓
HPNM	3	0	4	2	0	4	4	2	4	2	1	0	0	↓
Level 3	8	19	8	10	6	10	12	10	10	4	2	2	4	↑
Level 4	9	10	7	12	6	8	13	7	8	9	13	20	7	↓

Significant Incidents AFRs

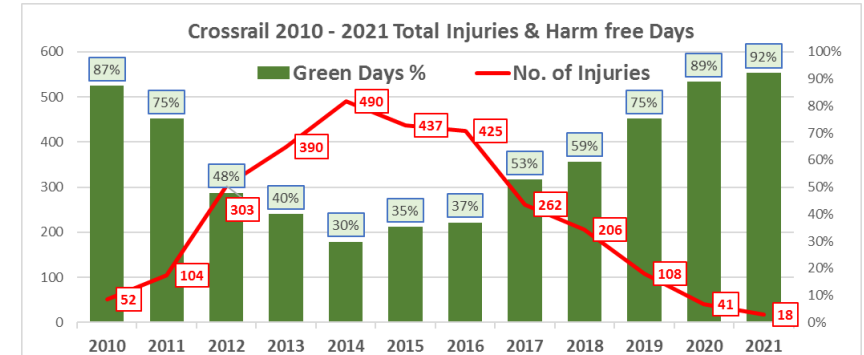


Golden Rule Analysis P03 21-22 – P05 21-22

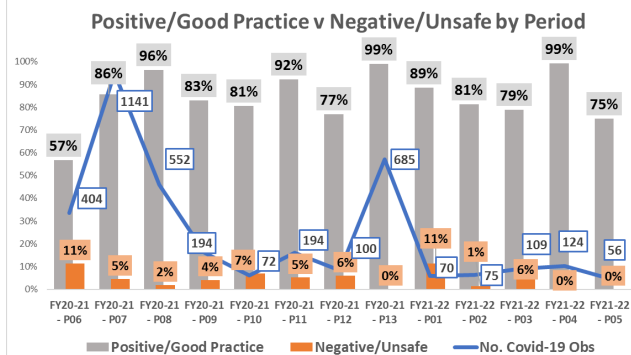


There has been a decrease in the number of breaches of GR4 Follow Work Area Rules, however, there has been an increase of incidents being reported as N/A.

Programme Injury Trends

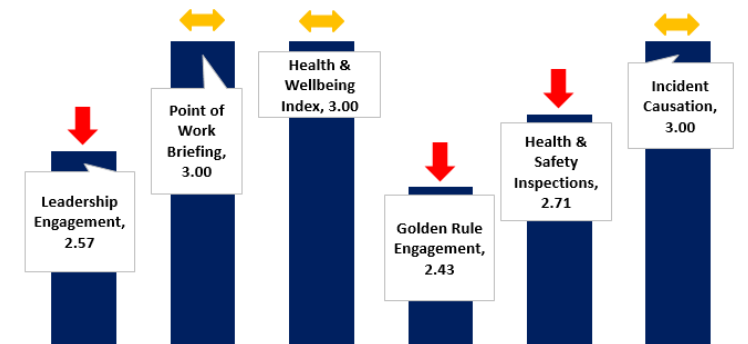


Interventions – Covid-19 Observations



56 Covid-19 observations were made during P05. 75% of these observations were Positive/Good Practice

Health & Safety Performance Index



Zero Significant Incidents occurred during P05.

Although the LTC AFR increased by 0.01 this period (due to the calculation method) there has not been a significant injury reported for five consecutive periods.

The total hours worked during P05 was 527k a reduction of 22k from the previous period. Period hours continue to reduce, this is expected as the construction profile of the programme changes.

Following post-handover procedure compliance issues, the work done to confirm ROGS arrangements has resulted in a significant improvement following those early fail safe incidents.

The HSPI score decreased to 2.79, both Paddington and Whitechapel achieved SC3ROGS this period. Five contracts continue to the report HSPI.



Incident & Accident Reporting (SMIS)

Incident rates analysed by **week** shows a reduction in reported incidents in line with a identified downward trend from July.

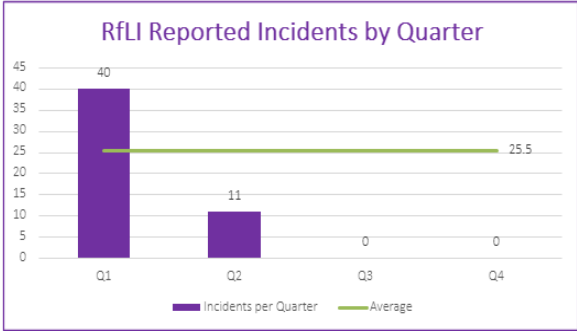
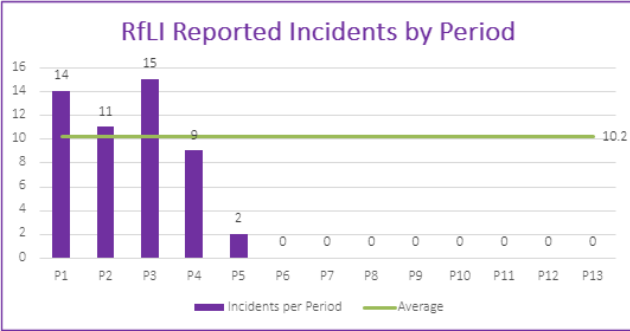
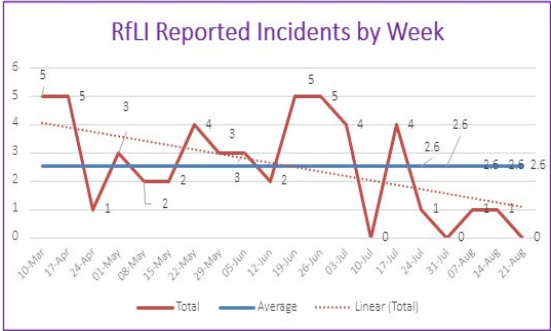
Periodic reporting confirms the trend with the lowest number of incidents reported by period to date, current reporting levels whilst not confirmed indicate this trend is continuing.

Accident Frequency Rate / Lost Time Injuries / Fatality Weighted Index & RIDDOR

Continue to be reported with improved employee and hours worked data

Note: Rate and Index frequencies are being recalculated based on accurate hours worked being provided.

RFLI Safety Report



PWHR SIF (RCA) Status

RCA Status	No. of Risk Control Actions
Accepted	1392
On-Hold	12
Open	6

On-Hold means RCA is yet to be transferred to RFLI. Insufficient information available from the designer via CRL. Discussions ongoing.

Accident Frequency Rate: (AFR)
0.00

RIDDOR: One RIDDOR was reported in this period due to a second Voltage Transformer failure.

Incidents & Accidents;
RFLI weekly reporting chart identifies improvements in variation in reporting, this is as expected during Trials. Periodic data indicates an overall reduction in the number and severity of reported incidents

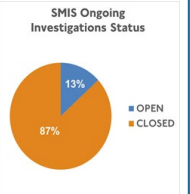
Assessment Body: (AsBo)
- Last week AR514 Organisational Arrangements for Safety was issued back to RfLI at Rev 2.0 with 1 OBS remaining to be resolved. AR559 Assessment of the Rule Book issues at Rev 2.0 with good progress having been made in close out.
- There are currently no open Audit observations, however, three audits are planned for later in the year (August & September)

- Audit of Change
- Operational Readiness for EiTO Revenue Service
- Audit of Maintenance/Engineering activity

Fatality Weighted Index: (FWI)
0.13

CoSHH: (SYPOL – Hazardous Substances)
SHE Team review of Sypol has confirmed the system is BAU relative to all currently identified Products/Substances. **NOTE:** GBRF CoSHH Assessments remain outstanding

Ongoing Investigations
45 (87%) of all investigation have been concluded with actions being tracked to closure.
8 Investigations are ongoing.
No new RFLI investigations have been instigated in the past 7 Days.



Lost Time Injuries: (LTI)
0.96