

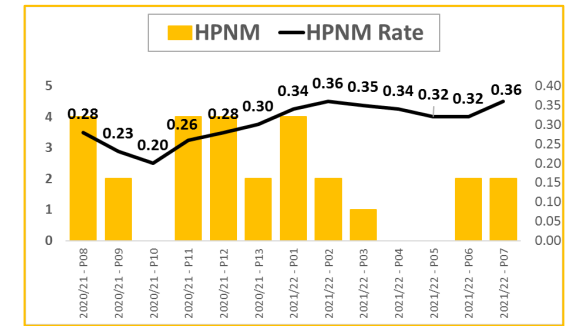
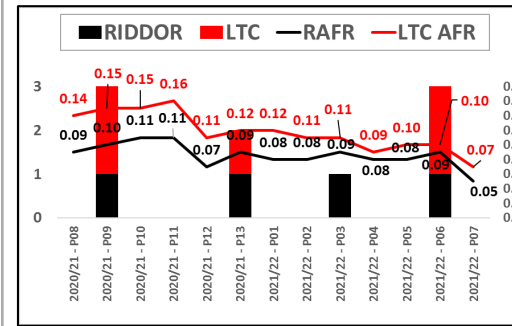
HEALTH & SAFETY

Appendix 1

Performance – Incidents

Incident	P08	P09	P10	P11	P12	P13	P01 21/22	P02	P03	P04	P05	P06	P07	Trend
RIDDOR	0	1	0	0	0	1	0	0	1	0	0	1	0	↓
Lost Time Case	0	2	0	0	0	1	0	0	0	0	0	2	0	↓
HPNM	4	2	0	4	4	2	4	2	1	0	0	2	2	↑
Level 3	8	10	6	10	12	10	10	4	2	2	4	2	5	↑
Level 4	7	12	6	8	13	7	8	9	13	20	7	9	14	↑

Significant Incidents AFRs

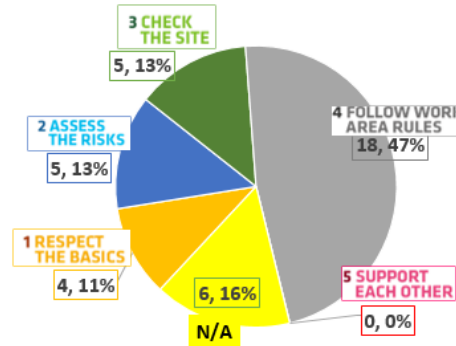


Two Significant Incidents - both HPNMs - were recorded during P07.

- 28th September Bond St. HPNM – During a heavy lifting operation an operative was observed under the lifted load.
- 8th October Bond St. HPNM – Mullion frame hit a MEWP with operators in place.

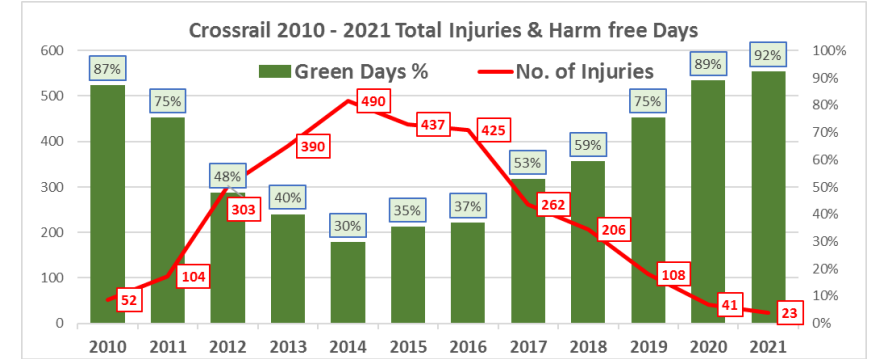
RIDDOR and LTC Accident Frequency Rates (AFR) both show significant reductions at 0.05 and 0.07 respectively, both of these are at their lowest level since early on in the programme. HPNM frequency rate increased to 0.36 due to four HPNMs reported over the last two periods and due to the method of frequency rate calculation using hours worked and incidents over a rolling thirteen periods.

Golden Rule Analysis P05 21-22 – P07 21-22

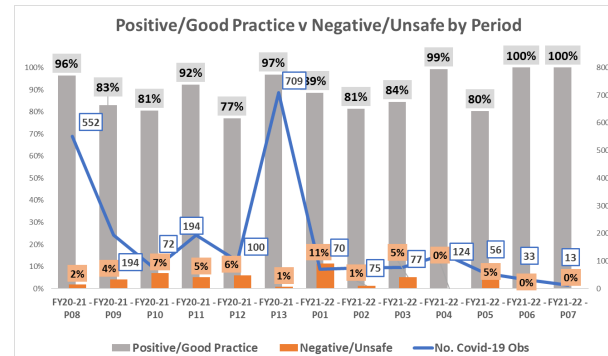


Golden Rule 4 Follow Work Area Rules is the most reported breach over the last three periods with 18 incidents and forty-seven percent of the total. There has been a decrease in incidents recorded as N/A.

Programme Injury Trends

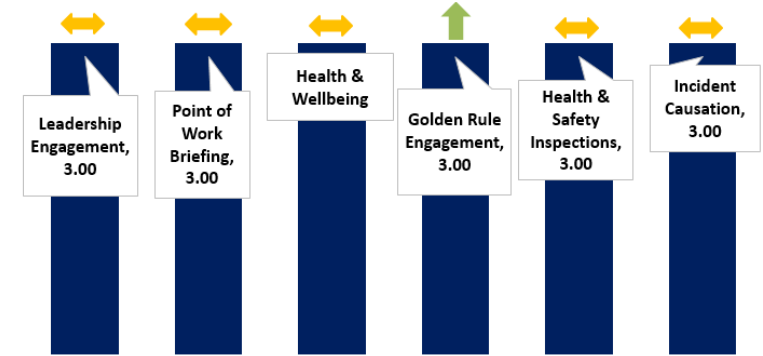


Interventions – Covid-19 Observations



13 Covid-19 observations were made during P07. one-hundred percent of these observations were Positive / Good Practice.

Health & Safety Performance Index



Celebrate – Final Stepping up Week

- Collaborative effort that showed all that has been good about Crossrail.
- Safety Hero awards for excellence.
- Impact of unintended messaging.
- Engagement with roleplay at BOS.

RFLI Safety Report

Incident & Accident Reporting (SMIS)

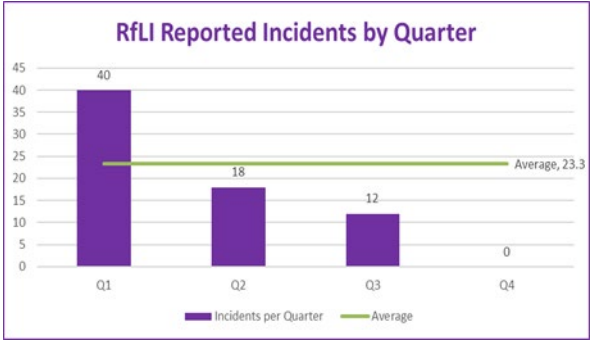
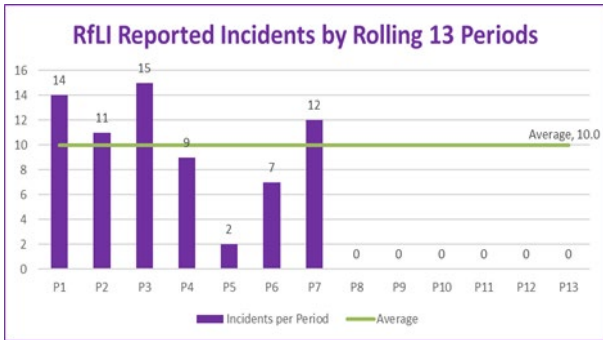
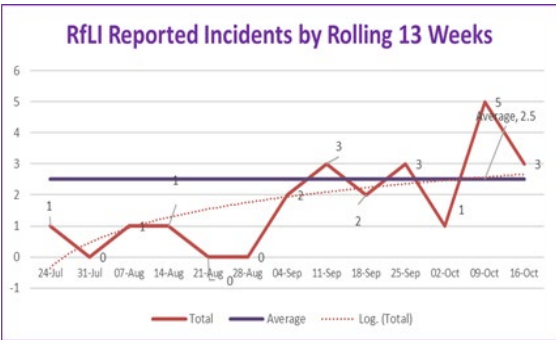
Incident rates analysed by week shows a slight increase over time. A spike in reported incidents continues to be monitored for trends.

Periodic reporting shows incidents have increased for P07. Current reporting levels whilst not confirmed indicate this trend is continuing.

Accident Frequency Rate / Lost Time Injuries / Fatality Weighted Index & RIDDOR

Continue to be reported with improved employee and hours worked data

Note: Rate and Index frequencies are being recalculated based on accurate hours worked being provided.



PWHR SIF (RCA) STATUS

RCA Status	No. of Risk Control Actions
Accepted	1396
On-Hold	7
Open	6

On-Hold means RCA is yet to be transferred to RFLI. Insufficient information available from the designer via CRL. Discussions ongoing.

Incidents & Accidents;

RFLI weekly reporting chart identifies improvements in variation in reporting, this is as expected during Trials. Periodic data indicates a spike in the week of 09th October. Incidents are being monitored for spikes trends.

Assessment Body: (AsBo)

The latest AR weekly report. AR508 on the System Safety Plan was issued to RFLI this week. The current status of CAT 1 and CAT 2 observations is set out below.

- 21-959 Trial Operations Readiness Audit** – 13 findings to be resolved.
- 21-963 Audit of Maintenance/Engineering activity** – Audit report in preparation.
- 21-964 Change Management** – 10 findings to be resolved.

Ongoing Investigations

60 (85%) of all investigation have been concluded with actions being tracked to closure.

11 Investigations are ongoing.

RFLI investigations are have been instigated in the past 7 Days.

Accident Frequency Rate: (AFR)

0.19

Fatality Weighted Index: (FWI)

0.014

Lost Time Injuries: (LTI)

0.289

RIDDOR: No RIDDOR was reported in this period.

