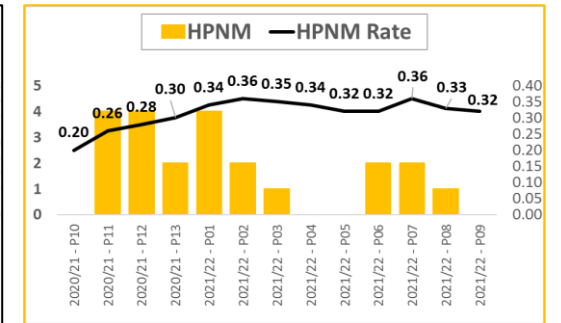
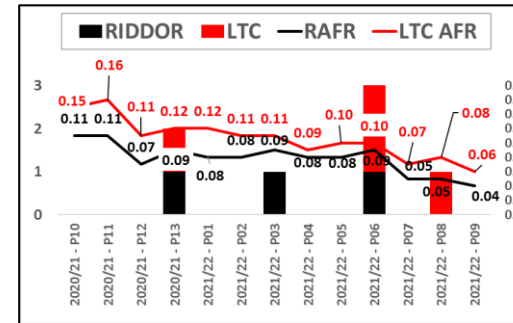


# HEALTH & SAFETY

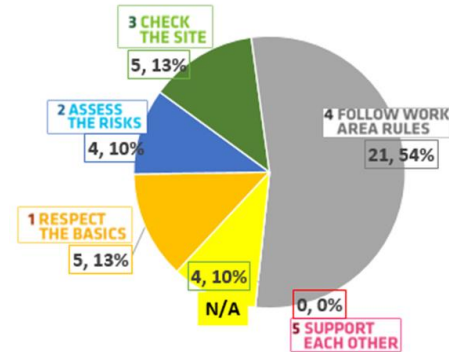
## Performance – Incidents

Incident	P10	P11	P12	P13	P01 21/22	P02	P03	P04	P05	P06	P07	P08	P09	Trend
RIDDOR	0	0	0	1	0	0	1	0	0	1	0	0	0	↓
Lost Time Case	0	0	0	1	0	0	0	0	0	2	0	1	0	↓
HPNM	0	4	4	2	4	2	1	0	0	2	2	1	0	↓
Level 3	6	10	12	10	10	4	2	2	4	2	5	2	4	↑
Level 4	6	8	13	7	8	9	13	20	7	9	14	8	9	↓

## Significant Incidents AFRs

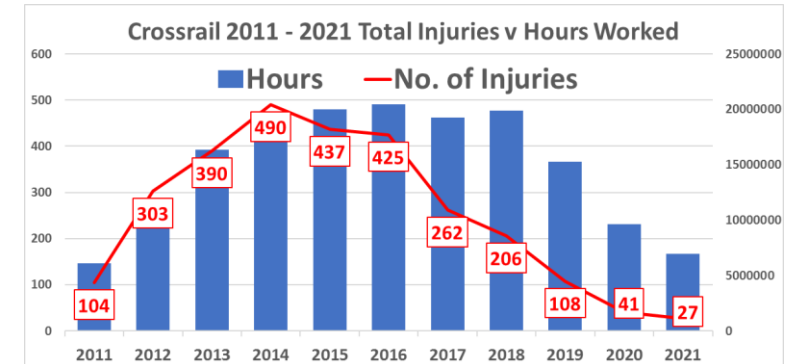


## Golden Rule Analysis P07 21-22 – P09 21-22



Golden Rule 4 Follow Work Area Rules is the most reported breach over the last three periods with 21 incidents and fifty-four percent of the total.

## Programme Injury Trends

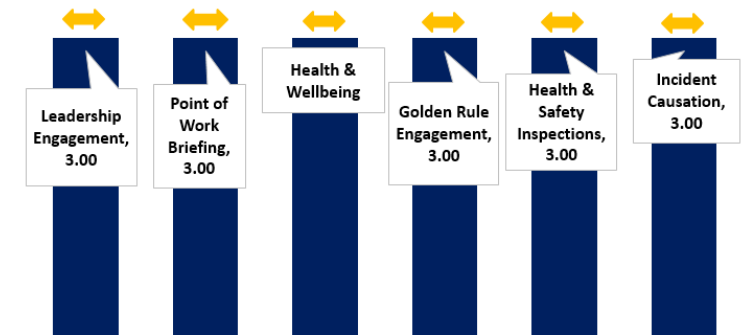


## SC3ROGS Incidents

Station	No. of Incidents	Last Reported Incident (Weeks)	Weeks Since SC3ROGS Achieved
Farringdon	2	29	41
Tottenham Ct Rd	8	14	32
Woolwich	1	11	25
Liverpool St	2	13	23
Paddington	3	1	19
Whitechapel	6	6	16

There have been twenty-two incidents involving stations that have achieved SC3ROGS. There was one incident reported during P09.

## Health & Safety Performance Index



Zero Significant Incidents have been reported during Period 9.

A level 2 environmental incident was recorded at Bond St. on 18 November - operatives were in an exclusion zone out of hours, breaching Section 61 Regulations.

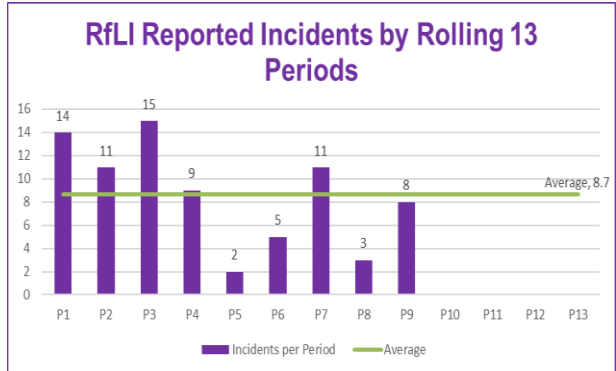
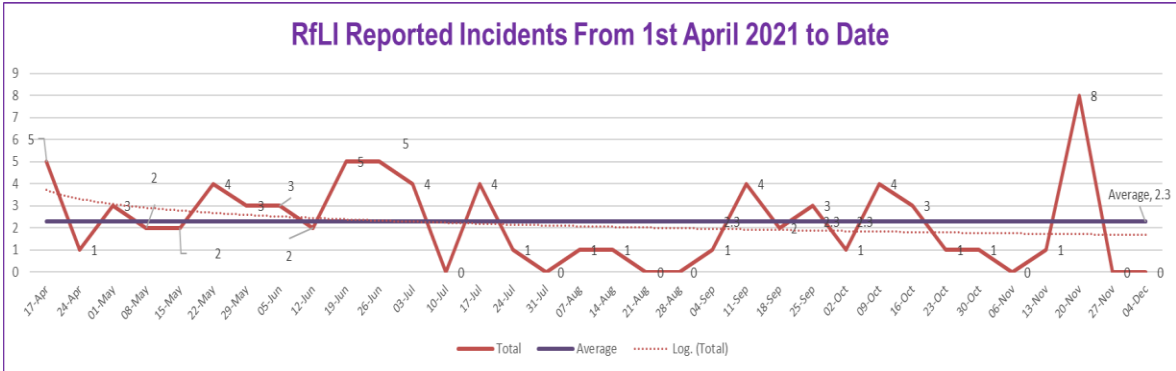
Accident Frequency Rates (AFR)  
 • RIDDOR and LTC AFRs reduced to 0.04 and 0.06 respectively and are at their lowest levels since Period 7 2011/12.

• The High Potential Near Miss (HPNM) rate has decreased to 0.32 with five HPNMs reported during the last six periods, this compares to seventeen reported during the previous six periods.

A total of fourteen incidents were recorded during Period 9, sixty-five percent of these were lower level 4 incidents.



## RfLI Safety Report



### From the PWR

RCA Status	No. of Risk Control Actions	Required to be mitigated before ETO phase 2
Accepted	1402	N/A
On-Hold	7	TBC
Open	4	1

**Incidents & Accidents;** Due to the relatively low number of incidents the main chart above shows there is variation in the number of incidents accidents reported. In Period 9, eight incident were raised as detailed below. There are no 'special cause' incidents identified this period with the number of reported incidents being within the expected range.

**Accident Frequency Rate: (AFR)**  
0.39\*

**Lost Time Injuries: (LTI)**  
0.289\*

**Fatality Weighted Index: (FWI)**  
0.014\*

**RIDDOR:**  
No RIDDOR Incidents Reported

### SMIS Ongoing Investigations

8 Investigations have been raised in Period 9. Two have been concluded, the remaining six open will be tracked to conclusion;

Event date	Location	Sub event	Lead Investigator	Incident Description
14/11/2021	Portobello Junction	SPAD	RfLI	OPEN - Investigation
15/11/2021	Pudding Mill Lane Portal	Person in a prohibited area	RfLI	CLOSED
17/11/2021	Bond Street Stn	Operating error	RfLI	CLOSED
19/11/2021	Paddington East	Operating error	RfLI	OPEN - Investigation
22/11/2021	COS	Operating error	RfLI	OPEN - Investigation
24/11/2021	Fisher Street shaft	Fire or Explosion	RfLI	OPEN - Investigation
24/11/2021	Westbourne Park	Close Call	RfLI	OPEN - Investigation
07/12/2021	Whitechapel	Train fault	RfLI	OPEN - Investigation

\*Numbers remain unchanged due to five periods of zero reported injuries

