

HSE Period - Appendix 2 Performance P06 22/23

Significant Incidents

Three Significant Incidents were reported during P06 both HPNMs.

- BOS 25/8 two 230v electrical cables cut.
- BOS 13/9 access tower incorrectly assembled.
- BOS 17/9 CRL staff opened two doors to TVS area during traffic hours.

No personnel injured in any of the above incidents.

RIDDOR & Lost Time Case (LTC)

The Accident Frequency Rate (AFR) for RIDDOR and LTC both show a significant decrease to 0.03 and 0.06 respectively. There is now just one RIDDOR and two LTCs recorded over the last thirteen periods.

HPNM

The HPNM rate increased by 0.05 to 0.38. This change is due to an increase of incidents and the reduction in hours worked.

HSPI SMART

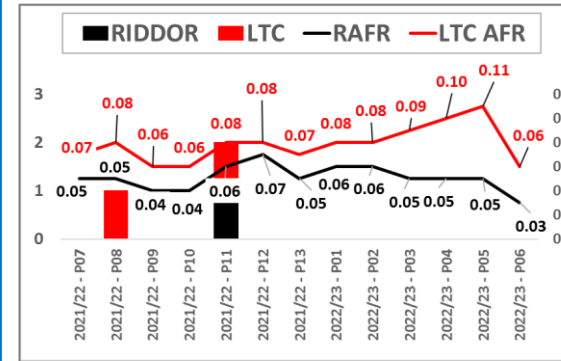
The HSPI SMART score is 2.75, C610 reported zero H&S inspections.

Significant Incidents Overview

CRL HSE CALENDAR 2022/23-P06						
Sun	Mon	Tue	Wed	Thu	Fri	Sat
21 Aug	22 Aug	23 Aug	24 Aug	25 Aug BOS HPNM	26 Aug	27 Aug
28 Aug	29 Aug	30 Aug	31 Aug	01 Sep	02 Sep	03 Sep
04 Sep	05 Sep	06 Sep	07 Sep	08 Sep	09 Sep	10 Sep
11 Sep	12 Sep	13 Sep BOS HPNM	14 Sep	15 Sep	16 Sep	17 Sep BOS HPNM

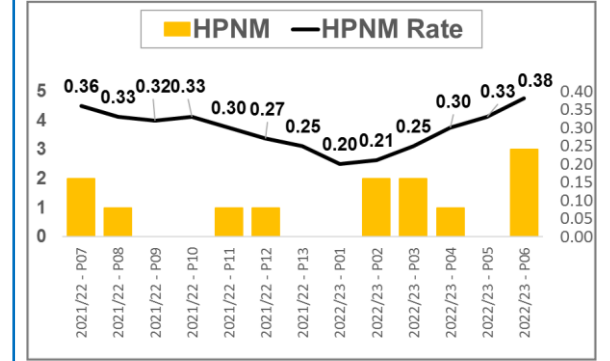
Three Significant Incidents were reported at Bond Street during P06.

RIDDOR and LTC AFRs



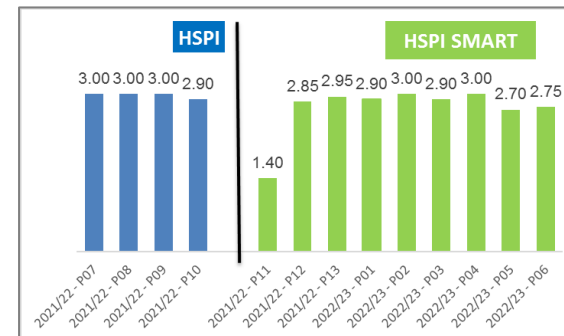
Zero RIDDOR and LTCs were reported for the eighth consecutive period. RAFR and LTCAFR both decreased 0.03 and 0.06.

High Potential Near Miss



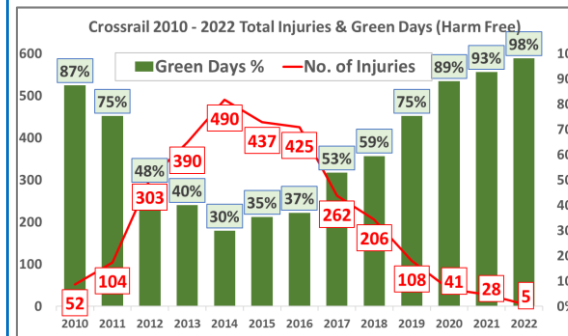
Three HPNMs were reported during the period. The rate has increased by 0.05 to a year high of 0.38.

HSPI SMART – Engagement



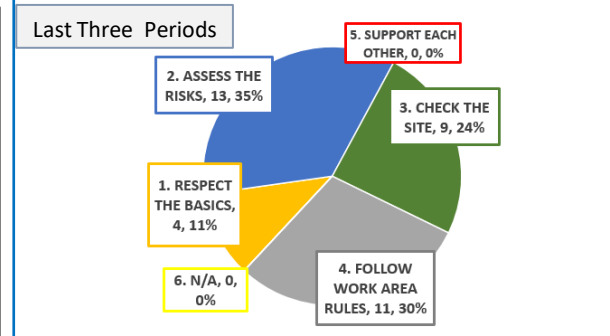
The HSPI SMART score for P06 is 2.75 a slight improvement on the P05 score.

Crossrail Injury Trend



There have been five injuries reported so far during 2022 compared to twenty-three injuries during the same timeframe in 2021 and thirty-one during 2020.

Behaviours - Golden Rules



Golden Rule 2 Assess the Risks is the most reported breach over the last three periods with 13 at 35%.

HSE Period Performance P07 22/23

Significant Incidents

Zero Significant Incidents were reported during P07.

RIDDOR & Lost Time Case (LTC)

The Accident Frequency Rate (AFR) for RIDDOR and LTC remain at 0.03 and 0.06 respectively. There is now just one RIDDOR and two LTCs recorded over the last thirteen periods.

HPNM

The HPNM rate decreased by 0.04 to 0.34.

HSPI SMART

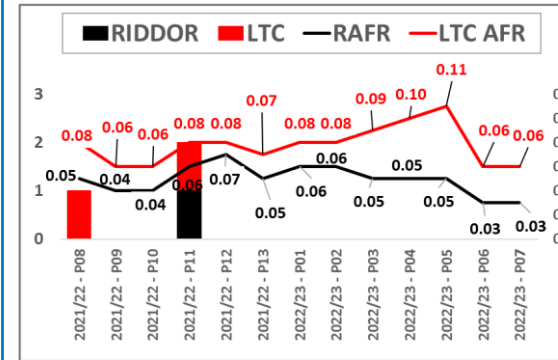
The HSPI SMART score is 3.00 - the maximum score.

Significant Incidents Overview

CRL HSE CALENDAR 2022/23-P07						
Sun	Mon	Tue	Wed	Thu	Fri	Sat
18 Sep	19 Sep	20 Sep	21 Sep	22 Sep	23 Sep	24 Sep
25 Sep	26 Sep	27 Sep	28 Sep	29 Sep	30 Sep	01 Oct
02 Oct	03 Oct	04 Oct	05 Oct	06 Oct	07 Oct	08 Oct
09 Oct	10 Oct	11 Oct	12 Oct	13 Oct	14 Oct	15 Oct

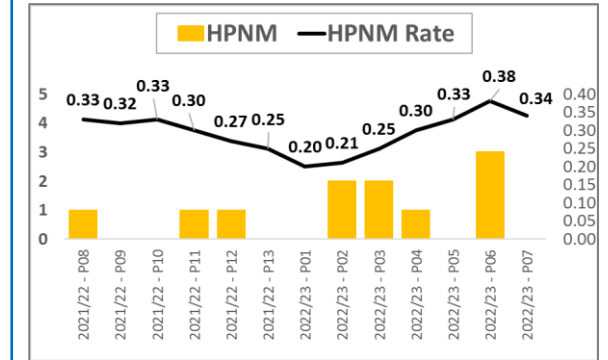
Zero Significant Incidents were reported during the period.

RIDDOR and LTC AFRs



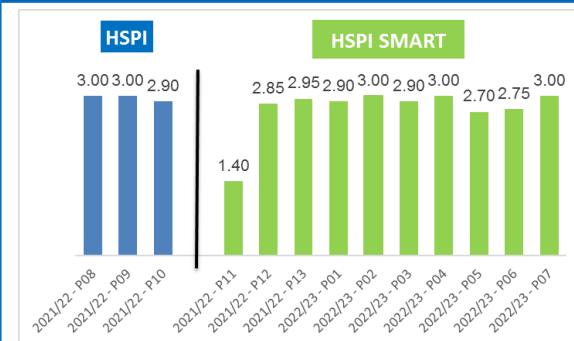
Zero RIDDOR and LTCs were reported for the ninth consecutive period. RAFR and LTCAFR remained at 0.03 and 0.06.

High Potential Near Miss



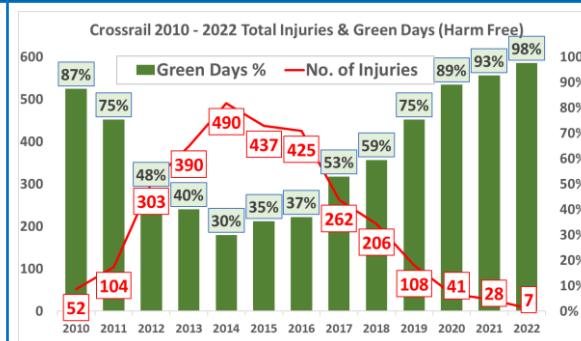
Zero HPNMs were reported during the period. The rate has decreased by 0.04 to 0.34.

HSPI SMART – Engagement



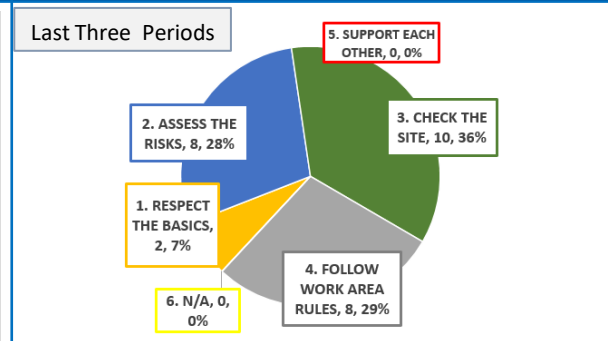
The HSPI SMART score for P07 is 3.00, all contracts achieved target.

Crossrail Injury Trend



There have been seven injuries reported so far during 2022 compared to twenty-three injuries during the same timeframe in 2021 and thirty-four during 2020.

Behaviours - Golden Rules



Golden Rule 3, Check the Site is the most reported breach over the last three periods with 10 at 36%.