

## HSE Period - Appendix 2 Performance P08 22/23

### Significant Incidents

Zero Significant Incidents were reported during P08.

### Report of Injuries, Diseases and Dangerous Occurrences Regulations (RIDDOR) & Lost Time Case (LTC)

The Accident Frequency Rate (AFR) for RIDDOR remains at 0.03, the LTC AFR decreased to 0.03, both of these rates are at the lowest since the start of the programme. There is now just one RIDDOR and one LTC (the same accident) recorded during the last thirteen periods.

The last incident reported at any level was on the 7 October 2022 .

### High Potential Near Miss (HPNM)

The HPNM rate remains at 0.34, with zero HPNMs reported during the last two periods.

### Health and Safety Performance Index (HSPI) SMART

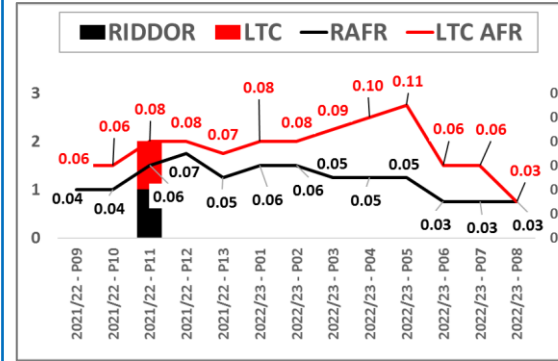
The HSPI SMART score is 3.00 with all contracts achieving target.

## Significant Incidents Overview

CRL HSE CALENDAR 2022/23-P08						
Sun	Mon	Tue	Wed	Thu	Fri	Sat
16 Oct	17 Oct	18 Oct	19 Oct	20 Oct	21 Oct	22 Oct
23 Oct	24 Oct	25 Oct	26 Oct	27 Oct	28 Oct	29 Oct
30 Oct	31 Oct	01 Nov	02 Nov	03 Nov	04 Nov	05 Nov
06 Nov	07 Nov	08 Nov	09 Nov	10 Nov	11 Nov	12 Nov

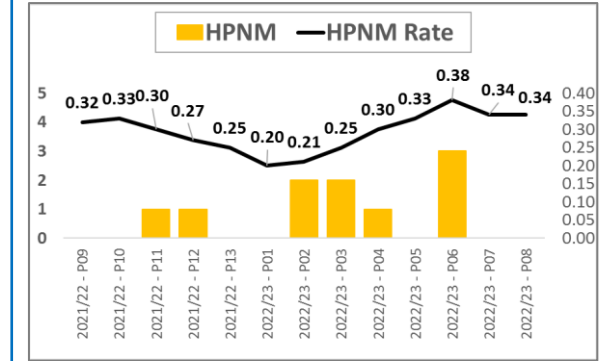
Zero Significant Incidents were reported during the period, the second consecutive period without a Significant Incident.

## RIDDOR and LTC AFRs



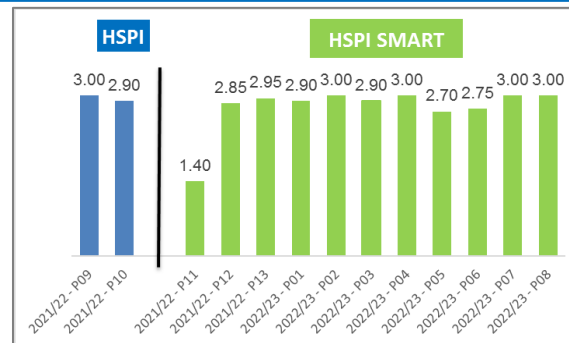
Zero RIDDOR and LTCs were reported for the tenth consecutive period. RAFR remains at 0.03 LTCAFR reduced to 0.03.

## High Potential Near Miss



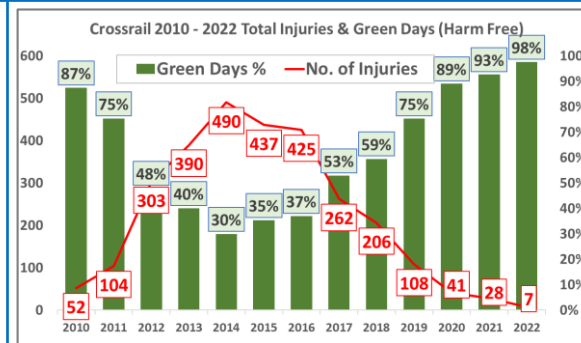
Zero HPNMs were reported during the period. The rate remains at 0.34.

## HSPI SMART – Engagement



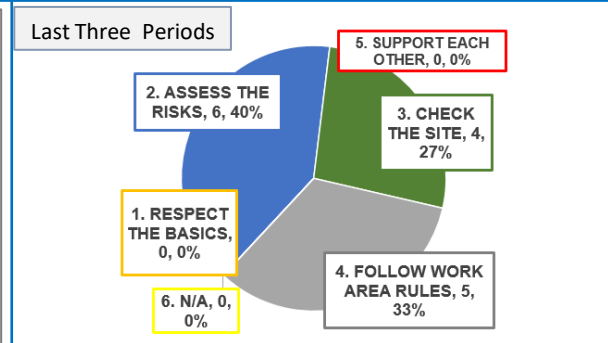
The HSPI SMART score for P08 is the maximum score of 3.00.

## Crossrail Injury Trend



There have been seven injuries reported so far during 2022 compared to twenty-five injuries during the same timeframe in 2021 and thirty-seven during 2020.

## Behaviours - Golden Rules



Golden Rule 2, Assess the Risks is the most reported breach over the last three periods with 6 incidents.

## HSE Period Performance P09 22/23

### Significant Incidents

Zero Significant Incidents were reported during P09.

### Report of Injuries, Diseases and Dangerous Occurrences Regulations (RIDDOR) & Lost Time Case (LTC)

The Accident Frequency Rate (AFR) for RIDDOR and LTC increased to 0.04 respectively, although there has been zero reported in the last eleven periods, the increase is due to the reduction in hours worked which is used in the industry standard calculation method.

### High Potential Near Miss (HPNM)

The HPNM rate increased to 0.38, zero HPNMs have been reported during the last three periods. The increase is due to the reduction in hours worked.

### Health and Safety Performance Index (HSPI) SMART

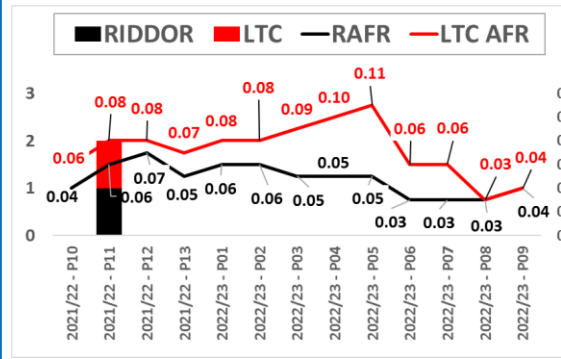
The HSPI SMART score is 3.00 with all contracts achieving target.

### Significant Incidents Overview

CRL HSE CALENDAR 2022/23-P09						
Sun	Mon	Tue	Wed	Thu	Fri	Sat
13 Nov	14 Nov	15 Nov	16 Nov	17 Nov	18 Nov	19 Nov
20 Nov	21 Nov	22 Nov	23 Nov	24 Nov	25 Nov	26 Nov
27 Nov	28 Nov	29 Nov	30 Nov	01 Dec	02 Dec	03 Dec
04 Dec	05 Dec	06 Dec	07 Dec	08 Dec	09 Dec	10 Dec

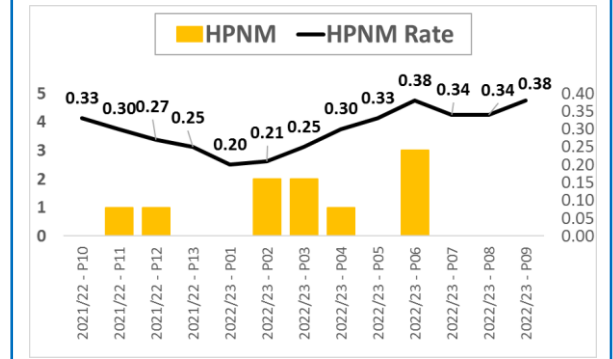
Zero Significant Incidents were reported for the third consecutive period.

### RIDDOR and LTC AFRs



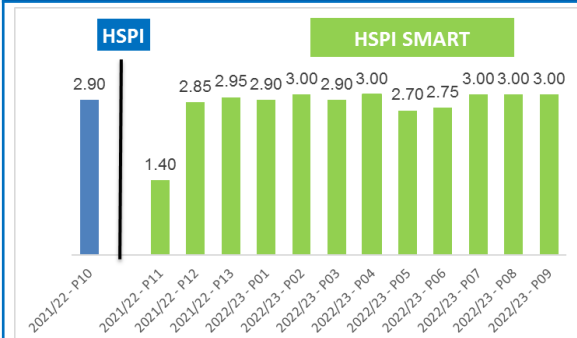
Zero RIDDOR and LTCs were reported for the eleventh consecutive period. RAFR is 0.04 and LTCAFR is 0.04.

### High Potential Near Miss



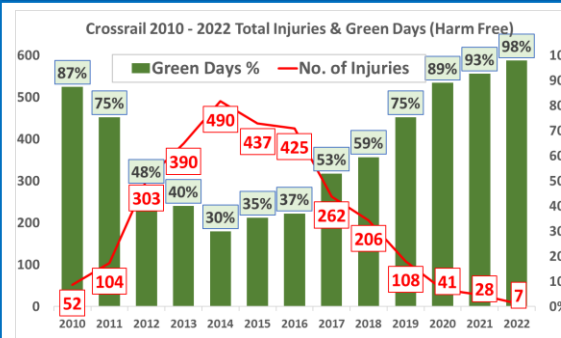
Zero HPNMs were reported during the period. The rate is 0.38.

### HSPI SMART – Engagement



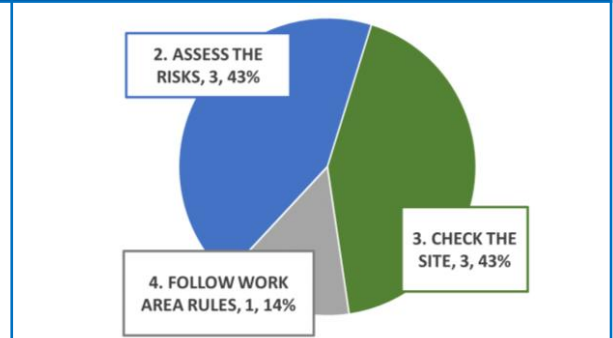
The HSPI SMART score for P09 is the maximum score of 3.00.

### Crossrail Injury Trend



There have been seven injuries reported so far during 2022 compared to twenty-eight injuries during the same timeframe in 2021 and forty-one during 2020.

### Behaviours - Golden Rules



Last three periods data.