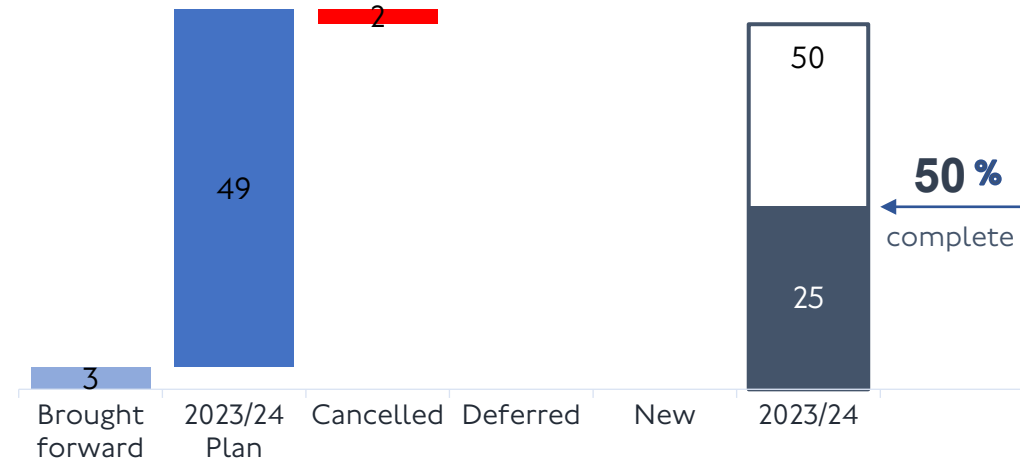
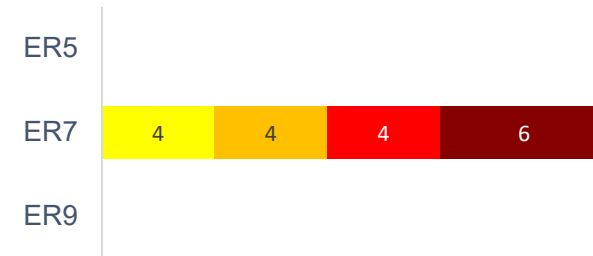


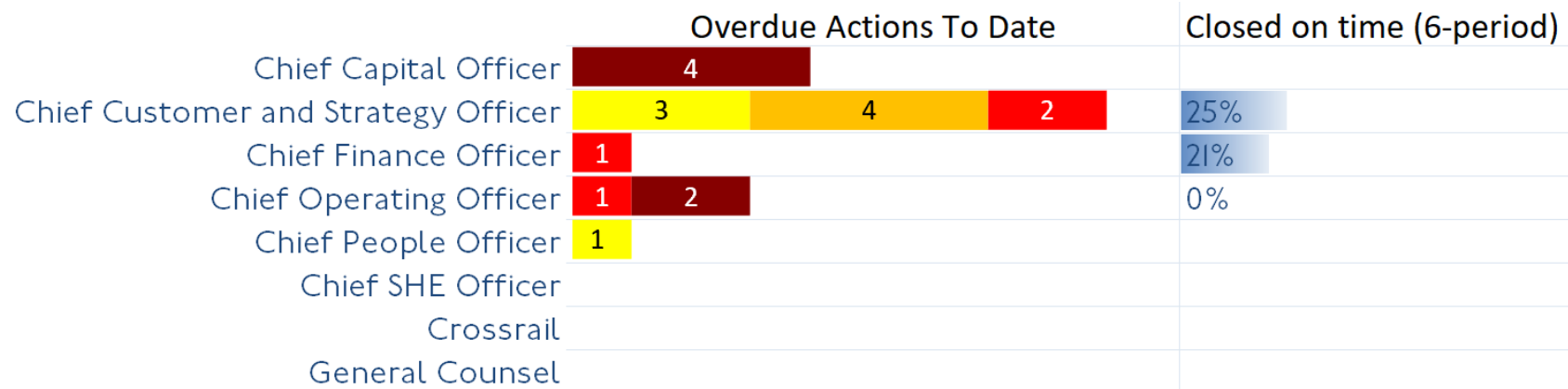
All Audit Progress against 2023/24 Plan



Action Management (ER5, 7 & 9) - By Enterprise Risk by Overdue Days



Action Management (ER5, 7 & 9) - By Directorate by Overdue Days



0-30 days    31-60 days    61-100 days    100+ days

**Audit Conclusion Comparison by Chief Officer Team (over 4 quarters)**

	Q4 21/22 - Q3 22/23	Total	Q4 22/23 - Q3 23/24	Total
Chief Capital Officer	2 1	3	3 1	4
Chief Customer and Strategy Officer	1 1 3	5		
Chief Finance Officer	1 2 3	6	4 6 3	13
Chief Operating Officer	2	2	1 1	2
Chief People Officer	1 1	2		
Communications and Corporate Aff.	1	1		

**Audit Conclusion Comparison by Enterprise Risk (over 4 quarters)**

	Q4 21/22 - Q3 22/23	Total	Q4 22/23 - Q3 23/24	Total
ER05 Efficient and high performing supply chains and effective procurement			1 1 2	4
ER07 Financial resilience	1 6 3 9	19	1 6 6 2	15

